
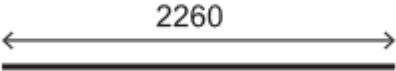



Rebar Schedule

SHAPE	TYPE	POS	DIAMETER	NO. REBARS	LENGTH	TOTAL LENGTH	WEIGHT
	1	1	14	444	339	150516	1817.27
	1	2	14	38	226	8588	103.69
	1	3	14	34	231	7854	94.83

DIAMETER	TOTAL LENGTH	NO. 12M REBARS	TOTAL WEIGHT
14	166958	140	2015.78
			2015.78 kgf